

The logo for Shine Illuminations Fiber Optic Lighting. It features the word "shine" in a lowercase, pink, sans-serif font. Above the letter "i" is a small circular icon containing a white "S" on a blue background. Below "shine" are the words "Illuminations" and "Fiber Optic Lighting" in a smaller, white, sans-serif font.

shine
Illuminations
Fiber Optic Lighting

FIBER OPTIC LIGHTING

CORPORATE OFFICE
D-5/575, Sangam Vihar (Near Aman Hospital)
New Delhi-110062,

CONTACT PERSON : MR. DEEPAK SINGH

Phone: 011-26041820
Mobile: +91-9718527782
Whatsapp: +91-9410979514
Email: info@shineilluminations.com
Web: www.shilneilluminations.com

www.shineilluminations.com

COMPANY PROFILE

Shine Illuminations was established in 2010. It has over 6 years of industry experience in the design, application, and production of Fiber Optical products.

SHINE ILLUMINATIONS is a company specialized in innovative lighting solutions with fiber optics.

We operate through a worldwide network of highly qualified dealers, who work closely with architects, designers, engineering consultants, and installers.

Our mission is to set industry standards for Fiber Optics Lighting integration and installation technology and save electricity and safety against electrical shocks.

STARRY SKY CEILING

Starry Sky ceiling use for home theatre, kids rooms or hotel decoration. It is consisted End glow fiber and Lighting Source.

FIBER OPTICAL CHANDELIER

Fiber optical chandelier can be both used for inner room decoration and lighting which is combines power-saving and beauty feature.

FIBER OPTIC PALMS/ FROUNDS

FIBER OPTICAL WATERFALL

Fiber optical Waterfall can be hanging on the door to be door curtain or window curtain. It also be hanged on the wall to decorate a wall.

UNDER WATER LIGHTING

Fiber optics pool lighting will produce stunning colors for your salt water pool or spa. Juice up the landscaping around your pool or enhance that immaculate waterfall feature. Fiber optics allows you the freedom to light almost anything including the perimeter of your pool or an adjacent walkway.

FIBER OPTIC REEDS/ BUSHES/PALMS/FRONDS

Fiber optics reeds light can be used in Landscape, Parks, Resorts, Jogging parks, Open Lawns, Society Gardens, Farmhouses, Golf Course, Lakes and do decorate outdoor areas.


FIBER OPTIC IN CAR CEILING

it can be use in car ceiling to decorate car.

FIBER OPTIC IN DIAMONDS

For Diamond Showroom We Can Use It For Lighting Diamond.



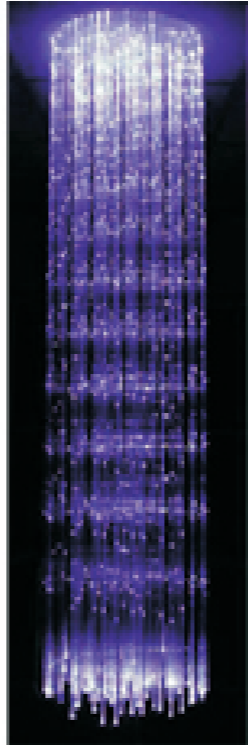
FIBER OPTIC STAR LIGHTING




UNDER WATER FIBER OPTIC LIGHTING





FIBER OPTIC CHANDELIER




FIBER OPTIC CURTAINS



FIBER OPTIC FABRIC LIGHTING



FIBER OPTIC FLOOR LIGHTING




FIBER OPTIC SPOT LIGHT FOR DIAMOND






FIBER OPTIC LIGHT IN CAR



FIBER OPTIC REEDS/ BUSHES



FIBER OPTIC PALMS/ FROUNDS



FIBER OPTIC LIGHT ENGINE

Light Engine Basic Control Function



(Note: Light Engine can be different as shown in picture)

Basic control functions:

(As is shown on the right picture)

Long press 'Master ON'/'Zone ON' button, you can get the white mode.

Touch the color ring, you can get any color.

And you can change the brightness by the brightness ring + -.

Programs:

Program 1 (RGBW Fade In Fade Out)

This program fades in and fades out the color red, green, blue and white one after another.

Program2(Color Flash)

In this program, red, green, blue, white yellow purple flashes to change.

Program 3 (Disco)

Different colors strobe and flash to change.

Program 4 (Red Color Ramp up and Flash)

In this program, red color brightens from 0%-100% and shuts down, then flashes three times.

Program 5 (Green Color Ramp up and Flash)

In this program, green color brightens from 0%-100% and shuts down, then flashes three times.

Program 6 (Blue Color Ramp up and Flash)

In this program, blue color brightens from 0%-100% and shuts down, then flashes three times.

Program 7(Color Change+ Flash)

Here several colors fade into each other and then flash randomly.

Program 8 (Fade in and Fade out)

Here different colors fade into each other.

Program 9 (Strobe White)

Just white color flashes up.

TIPS:

To dim all RGBW lights at once or change the color, first press ' Master ON'. To do this with individual lights, first press'Zone ON'. Secondly, choose the color or brightness according to the color ring or brightness ring.

OUR ESTEEMED CLIENTS

